



Release Notes

Real Estate Manager

Version 24R1



Document Information

Notices

Copyright

Real Estate Manager is a brand name of the insightsoftware.com Group. insightsoftware.com is a registered trademark of insightsoftware.com Limited. Real Estate Manager is a registered trademark of insightsoftware.com International Unlimited.

Other product and company names mentioned herein may be the trademarks of their respective owners. The insightsoftware.com Group is the owner or licensee of all intellectual property rights in this document, which are protected by copyright laws around the world. All such rights are reserved.

The information contained in this document represents the current view of insightsoftware.com on the issues discussed as of the date of publication. This document is for informational purposes only. insightsoftware.com makes no representation, guarantee or warranty, expressed or implied, that the content of this document is accurate, complete or up to date.

Disclaimer

This guide is designed to help you to use the Real Estate Manager applications effectively and efficiently. All data shown in graphics are provided as examples only. The example companies and calculations herein are fictitious. No association with any real company or organization is intended or should be inferred.



Contents

Document Information	2
Notices	2
Contents	3
24R1 Release Notes	4
New Features/Enhancements	4
Improvements	6



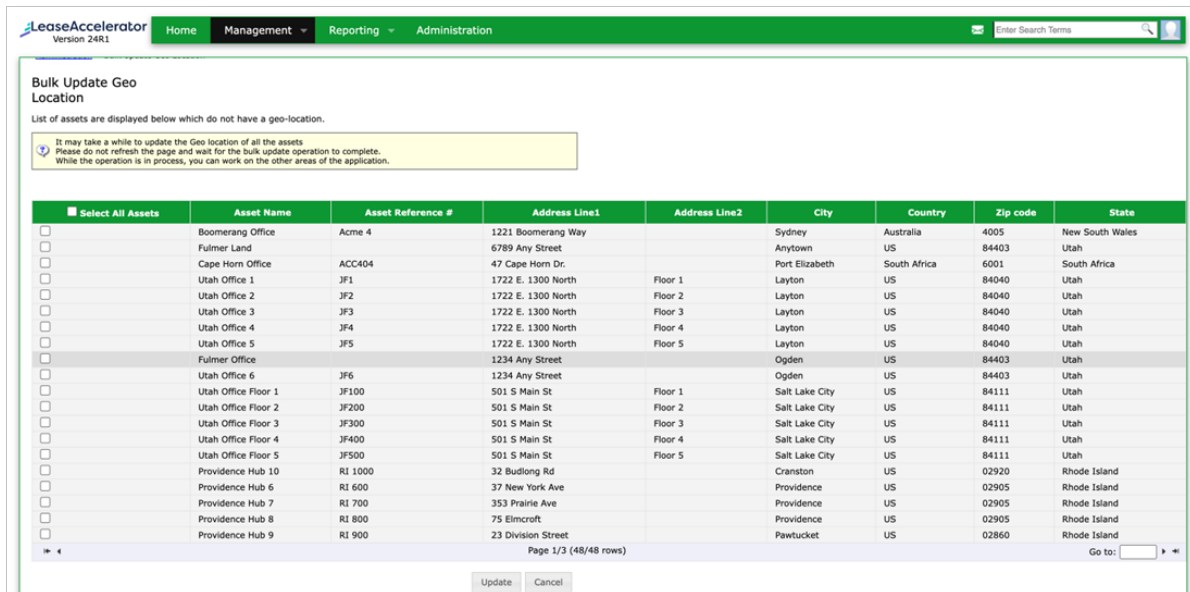
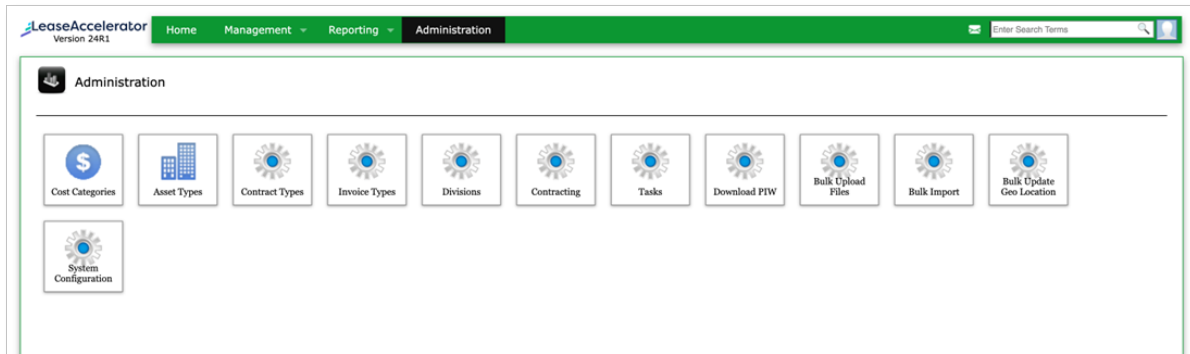
24R1 Release Notes

New Features/Enhancements

Bulk Updating Geo-Location

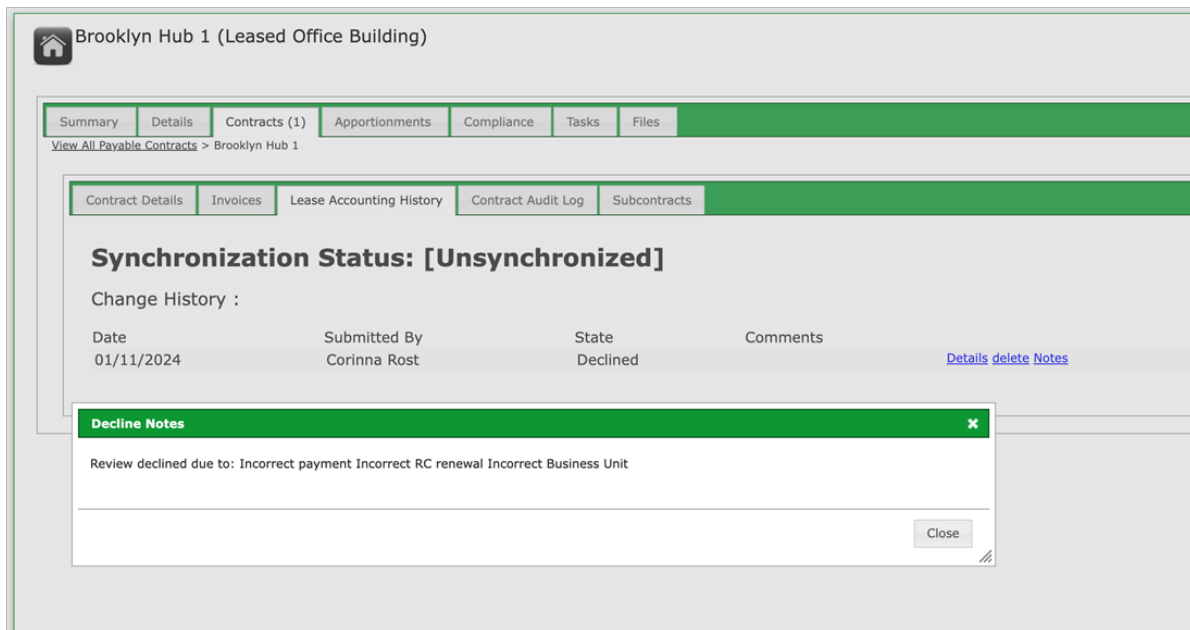
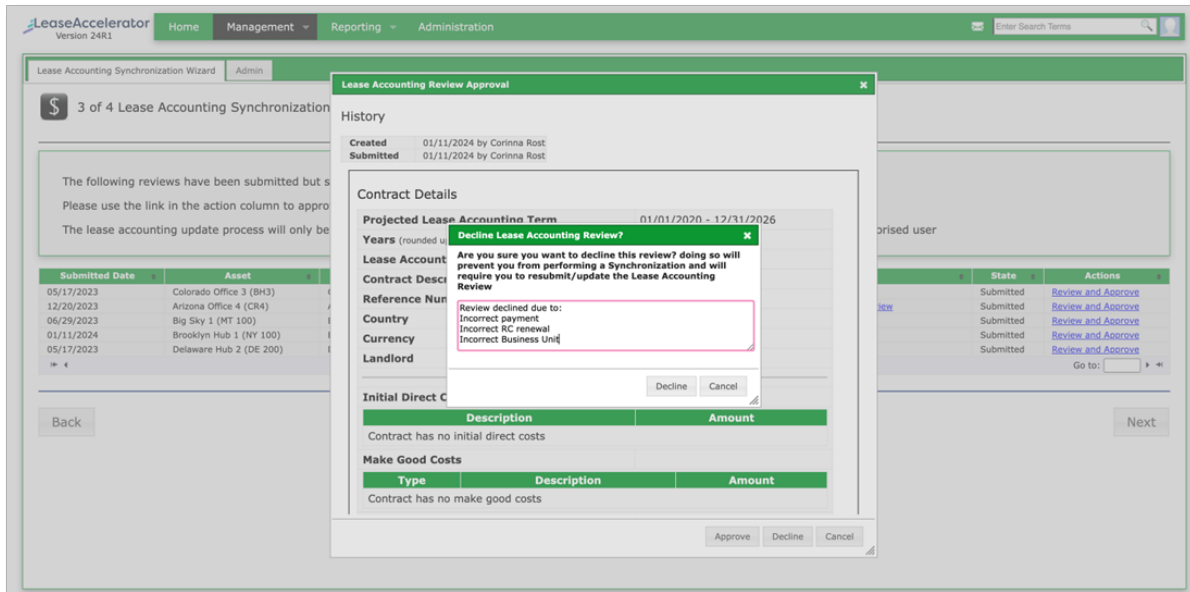
There is a new tile in the Administration workspace of Real Estate Manager called **Bulk Update Geo Location**. This feature displays a list of all assets within the application that currently have no geo-location data. Users can now efficiently update geo-locations for multiple assets simultaneously. This can be done by selecting assets individually or choosing all at once using the provided checkboxes.

Important: After clicking the **Update** button, please allow the application time to process these changes. It's crucial to avoid multiple clicks on the button during this process to ensure smooth and accurate geo-location updates.



Capturing Notes When User Declines Lease Accounting Review

Now when a user opts to decline a review, they can provide their reasons in a dedicated notes section. This input is not only encouraged but essential for enhancing our understanding of user decisions. After entering their reasons, users can simply click **Decline**. These explanatory notes will be accessible in the Lease Accounting History tab, providing valuable insights for future reference.



Improvements

Editing and Adding Templates in Custom Reports

Real Estate Manager has resolved issues related to editing or adding templates to custom reports. Users can now download, edit, and upload templates to existing custom reports and create new templates for new custom reports.

Changes to Vary Lease

Real Estate Manager has now blocked users from performing updates or editing the following in the Vary Lease pop-up:

- Ability to edit an existing asset
- Ability to update landlord, lessee, and treasury approver

Additionally, the term Vary Lease has been changed to Lease Variation in the application and Effective Date has been changed as Date change was known (This is the date when the Lessee is aware of the change to the contract with the landlord).

The screenshot shows a web application interface for lease accounting. The top navigation bar includes tabs for Summary, Details, Contracts (1), Apportionments, Compliance, Tasks, and Files. Below this, there are sub-tabs for Contract Details, Invoices, Lease Accounting History, Contract Audit Log, and Subcontracts. The main content area is titled 'IMPORT FOR LEASE ACCOUNTING - Synchronized' and displays contract details for 'Iowa Hub 2'. The details include Description, Schedule Number, Status, Currency, Contract Type, Payable Contract Contract Type, Is Partial Building, Assets, Landlord, Lessee, Treasury Approver, and Net Equivalent Ratio. An 'Actions' dropdown menu is open, showing options such as 'Please select an option', 'Please choose an action', 'Archive Payable Contract', 'Enter Hold-Over', 'Lease Variation' (highlighted), 'Update Reasonable Certainty', 'Bulk Participant Updates', 'Import One-Time Payments', 'Rollback Contract', 'Update Asset', and 'Terminate Payable Contract'.

The screenshot shows a 'Lease Variation' pop-up dialog box. It has a green header with the title 'Lease Variation' and a close button. The dialog contains two fields: 'Payment Mode' with the value 'In Advance' and 'Date change was known' with the value '01/11/2024' and a calendar icon. At the bottom, there are two buttons: 'Lease Variation' and 'Cancel'.

Critical Dates on Calendar

Resolved an issue where the critical dates were not showing up accurately on the Calendar.

Removing Early Termination Field

The Early Termination field has been removed from the following workspaces in the application:

- Update Reasonable Certainty
- Performing Lease Accounting Readiness Review

If a user wants to terminate the lease early, they should click on Terminate Payable Contract and select the appropriate Termination Date.

Summary Details **Contracts (1)** Apportionments Compliance Tasks Files

View All Payable Contracts > Iowa Hub 2

Contract Details Invoices Lease Accounting History Contract Audit Log Subcontracts

Contract Details **IMPORT FOR LEASE ACCOUNTING - Synchronized**

Description: Iowa Hub 2
 Schedule Number: IA 200
 Status: Current
 Currency: United States Dollar
 Contract Type: Real Estate Expenditure Lease
 Payable Contract Contract Type: Modified Gross Lease
 Is Partial Building: No

Assets:

Asset	Primary Asset Status	Actions
Iowa Hub 2	Primary Asset	View

Landlord: [All Leasing](#)

Actions: **Terminate Payable Contract**

Next Review
There are currently no upcoming reviews

Next Option
There are currently no upcoming options

Terminate Contract

Select relevant break termination penalties applicable to the termination of the lease. The selected termination penalties and the additional termination cost will be calculated as the total cost for terminating the lease

Termination Date:

Termination Fees (Excluding Make Good)

Description	Amount
There are currently no termination penalties on this contract	
Known Termination Costs	\$0.00
Additional Termination Costs	<input type="text" value="0.00"/>
Total Termination Costs	<input type="text" value="0"/>

Display Report Name in Custom Reports

When a user saves a custom report in the application, the report name will appear in the View Current Jobs workspace or when the user downloads the report. This will help the user to identify the correct report.

LeaseAccelerator Version 24R1 Home Management Reporting Administration

My Jobs

This job section allows you to view the status of any jobs that have been scheduled by you, such as reports. If applicable to the job, when the Job Status is "Completed" you can download the generated file.
NOTE: To Update the Status of your Reports, please Refresh this window.
 Times are shown in Eastern Standard Time, the current time is Thursday, January 11, 2024 16:11

Job Filters
 Job Type: Job Status: In the Last: Days

ID	Job Name	Date Submitted	Job Type	Status	Download
523	Basic Asset Contract Report	Thursday, January 11, 2024 16:10	Report	Completed	<input type="button" value="Download"/> <input type="button" value="Cancel"/>

Page 1/1 (1/1 rows) Go to: