



# Release Notes

Real Estate Manager

Version 24R2.1



# Document Information

## Notices

### Copyright

Real Estate Manager is a brand name of the insightsoftware.com Group. insightsoftware.com is a registered trademark of insightsoftware.com Limited. Real Estate Manager is a registered trademark of insightsoftware.com International Unlimited.

Other product and company names mentioned herein may be the trademarks of their respective owners. The insightsoftware.com Group is the owner or licensee of all intellectual property rights in this document, which are protected by copyright laws around the world. All such rights are reserved.

The information contained in this document represents the current view of insightsoftware.com on the issues discussed as of the date of publication. This document is for informational purposes only. insightsoftware.com makes no representation, guarantee or warranty, expressed or implied, that the content of this document is accurate, complete or up to date.

### Disclaimer

This guide is designed to help you to use the Real Estate Manager applications effectively and efficiently. All data shown in graphics are provided as examples only. The example companies and calculations herein are fictitious. No association with any real company or organization is intended or should be inferred.



# Contents

<b>Document Information</b> .....	<b>2</b>
Notices .....	2
<b>Contents</b> .....	<b>3</b>
<b>24R2 Release Notes</b> .....	<b>4</b>
UI/Synchronization Improvements .....	4
Reporting Improvements .....	5



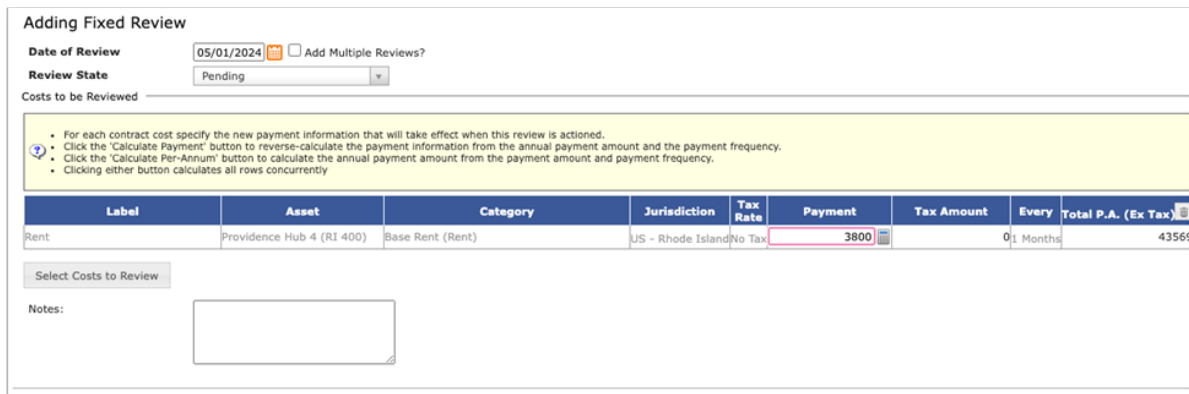
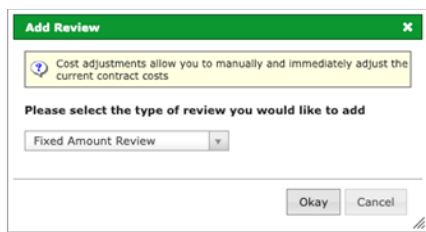
# 24R2 Release Notes

## UI/Synchronization Improvements

### Changes in Tax Functionality

Real Estate Manager now allows a user to enter multiple tax rates for a single tax rate name. Users may reach out to LeaseAccelerator Support to update the tax rates from a specific effective date.

To ensure accurate tax calculations on invoices and payments following tax rate updates, users must add a Fixed Amount Review, using the effective date of the tax rate change as the relevant review date. Once the jurisdiction, tax rate, and payment amount has been populated, the user should click on the calculator button in the payment field to get the updated tax amount for the contract.



### Custom Fields Date Validation Error

We resolved an issue that affected the validation of date type custom fields when displayed on a separate tab within Asset Details. Previously, despite user profile settings specifying mm/dd/yyyy format, date validation remained stuck in dd/mm/yyyy format. Now, when editing an asset type and adding a date type custom field to a tab-displayed group, users can input dates in mm/dd/yyyy format without encountering validation errors.

### Saving Contact Details

Resolved an issue where users were unable to edit existing Contacts. Users can now edit existing Contacts, make necessary changes, and save successfully.

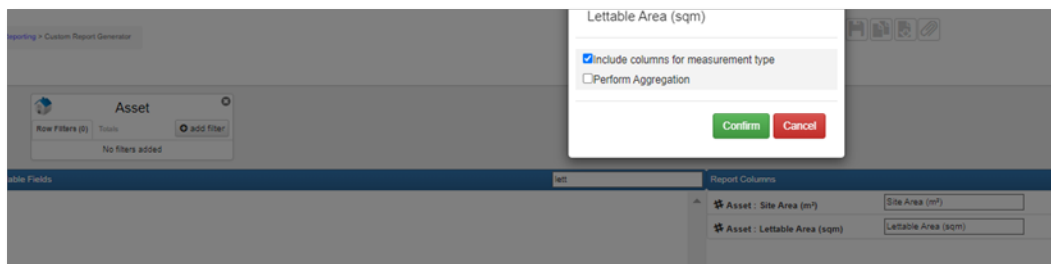
## Synchronization Process – End of Term

We enhanced our handling of end of term events and the synchronization process between Real Estate Manager and Lease Accounting Manager to properly handle exercised renewals. Now, users may exercise a renewal within Real Estate Manager, synchronize the lease with Lease Accounting Manager, and the renewal will be accurately reflected. If any default EOT event had been recorded due to our nightly maintenance processes, that event will be rolled back prior to the renewal event being recorded.

## Reporting Improvements

### Custom Reports – Measurement Unit

Prior to this release, when reporting on measurement type fields in custom reports (e.g. sqft), the numeric value and measurement unit were always displayed in the same field (e.g. 500 sqft). This happened even if users selected "Include columns for measurement type" when adding a measurement field. Now, when users add a measurement field to a custom report and select "Include columns for measurement type," the numeric value will be displayed in one column and the corresponding measurement type in the adjacent column. This enhancement makes it easier to perform calculations in Excel on measurement fields.



A	B	C	D	E	F
Site Area (m <sup>2</sup> )	Site Area (m <sup>2</sup> ) Unit Code	Lettable Area (sqm)	Lettable Area (sqm) Unit Code	Asset Type	Name
100	ac	150	ac	Test-1	CPI-TEST-2
<b>Custom Report - Measurement type Totals</b>					

### Custom Reports – Invoice Cost Label

Resolved an issue where the invoice cost label field appeared blank when generating custom reports for the following data sources:

- Asset Invoice Cost
- Contract Invoice Cost
- Invoice Cost