



Release Notes

Real Estate Manager

Version 26.2



Document Information

Notices

Copyright

Real Estate Manager is a brand name of the insightsoftware.com Group. insightsoftware.com is a registered trademark of insightsoftware.com Limited. Real Estate Manager is a registered trademark of insightsoftware.com International Unlimited.

Other product and company names mentioned herein may be the trademarks of their respective owners. The insightsoftware.com Group is the owner or licensee of all intellectual property rights in this document, which are protected by copyright laws around the world. All such rights are reserved.

The information contained in this document represents the current view of insightsoftware.com on the issues discussed as of the date of publication. This document is for informational purposes only. insightsoftware.com makes no representation, guarantee or warranty, expressed or implied, that the content of this document is accurate, complete or up to date.

Disclaimer

This guide is designed to help you to use the Real Estate Manager applications effectively and efficiently. All data shown in graphics are provided as examples only. The example companies and calculations herein are fictitious. No association with any real company or organization is intended or should be inferred.



Contents

Document Information	2
Notices	2
Contents	3
26.2 Release Notes	4
New Features	4
Enhancements	5
Bug Fixes	9



26.2 Release Notes

New Features

User Access Report Added for Easier User Review and Compliance

A new **User Access Report** has been added under the **Create New Report** section. The report is located under the **Other Report** tab and provides a way for users to generate a complete list of all users in the system. The page allows the user to search by username to view the details of a specific user, or to leave the search field blank to generate a list of all users. The report includes options to include archived users or disabled users. These settings can be controlled through simple check-boxes depending on the type of user information the user wants to view.

How to Use

1. Select the required criteria on the **User Access Report** page.
2. Click **Generate Report** to run the report.
3. Review the report results, which display the following details for each user:
 - Username
 - First name and last name
 - Email address
 - Active status
 - Locked status
 - Date the user was created
 - Roles assigned
 - Date the roles were last updated
4. Click the **Excel** icon to initiate the download.
5. Navigate to **View Current Jobs** in the reporting system.
6. Locate the **User Report** job type from the list of jobs.
7. Click to download the spreadsheet once the job is complete.

Real Estate Manager Version 26.2 Home Management Reporting Administration

Reporting

Search by report name... Create New Custom Report View My Jobs View My Subscriptions

Report Name	Description	Type	Last Updated	Action
User Report	Generate a report of all users in the system	Standard Report		Get Report

Page 1/1 (1/1 rows) Go to: []

Real Estate Manager Version 26.2 Home Management Reporting Administration

Reporting > User Report

Search Filters

Username: All users
 Include Archived Users: Yes
 Include Disabled Users: Yes

Generate Report

Username	First Name	Last Name	Email Address	Active	Disabled	Locked	Last
amistry	Abhay	Mistry	amistry@leaseaccelerator.com	False	False	False	01/...
AFawcett	Anthony	Fawcett	AFawcett@leaseaccelerator.com	True	False	False	15/...
automation@leaseaccelerator.com	Automation	User	automation@leaseaccelerator.com	True	False	False	15/...
autobots445	Automation	User 445	automation@leaseaccelerator.com	True	False	False	15/...
autobots1	Automation	User1	automation@leaseaccelerator.com	True	False	False	15/...
autobots10	Automation	User10	sgupta@leaseaccelerator.com	True	False	False	15/...

Enhancements

Created By Column Added to My Jobs Page

A new **Created By** column has been added to the jobs table on the **My Jobs** page. Admin users can now see at a glance which user started each job, making it easier to track and manage activity across the organization.

My Jobs

This Job section allows you to view the status of any jobs that have been scheduled by you, such as reports. If applicable to the job, when the Job Status is "Completed" you can download the generated file. **NOTE: To Update the Status of your Reports, please Refresh this window.** Times are shown in Coordinated Universal Time, the current time is Wednesday 18/03/2026 09:46

Job Filters

Job Type: [Please Select Job...] Job Status: [Please Select Job...] In the Last: [1] Days

ID	Job Name	Created By	Date Submitted	Job Type	Status
2	Monthly Invoice Report	Anthony Fawcett	Wednesday 18/03/2026 08:34	Report	Completed
1	Monthly Invoice Report	Test User	Wednesday 18/03/2026 08:33	Report	Completed

Page 1/1 (2/2 rows)

Audit Log Enhancements: New Page, Smarter Exports and AI-Driven Analysis

Real Estate Manager has introduced several enhancements to the Audit Log, including:

- A new dedicated **Audit Log** page accessible from the **Reports** section.
- Advanced filters for category, asset and contract attributes, and date ranges.
- Updated export options to download the Audit Log as CSV or Excel.
- AI Insights to analyze activity patterns across assets, contracts and contacts.
- AI Insights integrated into the **Contract Audit Log** for contract-level analysis.

Introduction of a Dedicated Audit Log Page

A new dedicated **Audit Log** page has been added to centralize all change tracking in one location. Users can access it from the **Reports** section, where it appears as the third item in the menu. This provides a single place to monitor activity across assets, contracts, contacts, and system configuration, eliminating the need to search across multiple pages.

What the New Page Includes

The new **Audit Log** page displays every change with clear details including the username of the user who made the change, the section affected, the type of action, the associated asset or contract where applicable, and the previous and updated values. The page includes filters for category, asset and contract attributes, and date ranges. Users can expand any row to view all changes that occurred within the same action, giving a complete picture of what was modified and when.

Export Updates

The page includes updated export options that allow users to download the Audit Log as CSV or Excel. Exports respect all applied filters and include only visible columns and rows. A configuration limit applies by default, which means users can apply a shorter date range or narrower filters to accommodate larger exports.

Audit Log

▼ **Filters** (Click to expand/collapse)

Category: Date From: Date To:

Business Units: Legal Entities: Asset Status: Asset Locations:

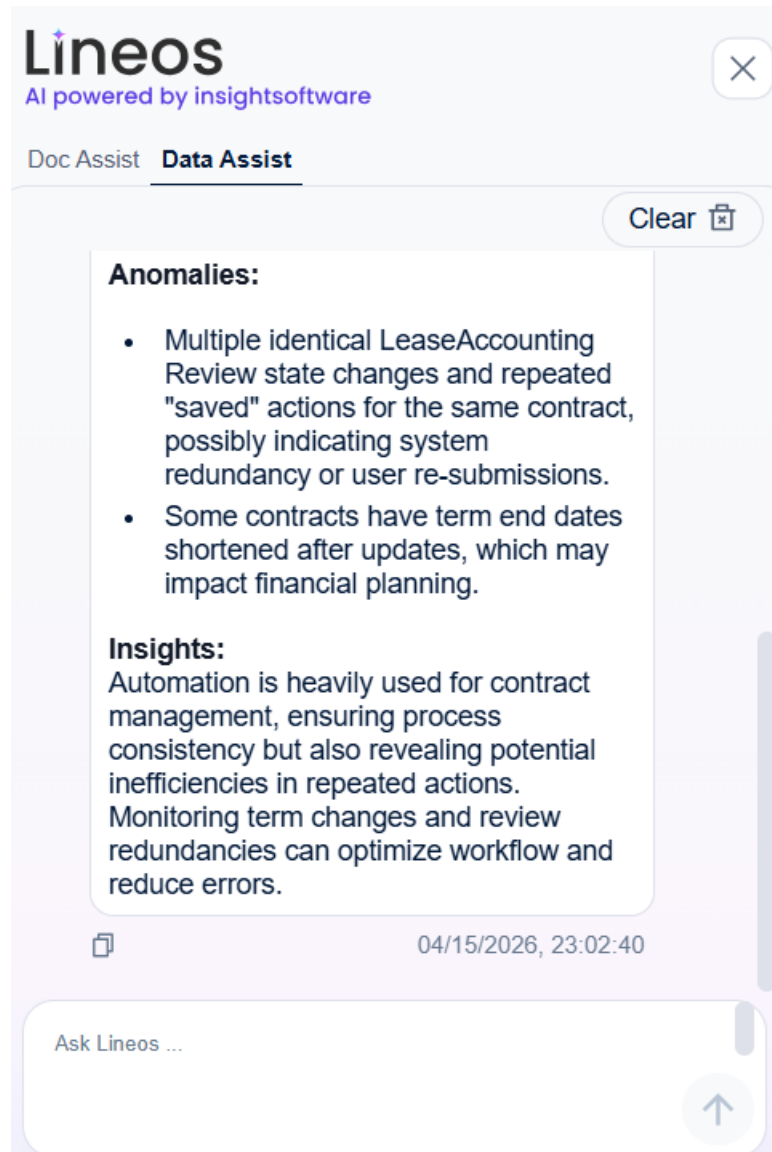
Asset Type:

Search audit logs Showing 1-10 of 108 records

Username	Section	Action Type	Asset Name	Contract Name	Field	Old Value	New Value	Date & Time
testuser (Test User)	Contracts	Created		asset0000024contract	MakeGood Date Of Obligation	-	01/11/2021	2026-03-05 15:48:55
testuser (Test User)	Contracts	Created		asset0000024contract	Contract	-	Description: asset0000024contract, Reference No.: asset0000024contract1	2026-03-05 15:48:55
testuser (Test User)	Assets	Created	AssetTest0000024		Status	-	Operational	2026-03-05 15:48:55
testuser (Test User)	Assets	Created	AssetTest0000024		Asset	-	Name: AssetTest0000024, Reference No.: AssetTest0000024	2026-03-05 15:48:55
testuser (Test User)	Contracts	Created		asset0000023contract	MakeGood Date Of Obligation	-	01/10/2021	2026-03-05 15:48:54
testuser (Test User)	Contracts	Created		asset0000023contract	Contract	-	Description: asset0000023contract, Reference No.: asset0000023contract1	2026-03-05 15:48:54
testuser (Test User)	Assets	Created	AssetTest0000023		Status	-	Operational	2026-03-05 15:48:53

Using AI Insights for Analysis

AI Insights has been added to help users analyze activity patterns. After applying filters, the user can open the AI Insights panel, which highlights trends such as frequently changed fields, active users, and other notable activity patterns. The analysis is based entirely on the filtered data-set, so users can focus on specific investigations such as recent changes to a business unit or asset group. Contact changes are also included and can be analyzed through the same panel.



The screenshot shows the Lineos AI Insights interface. At the top, it says "Lineos AI powered by insightsoftware". Below that, there are tabs for "Doc Assist" and "Data Assist". A "Clear" button with a trash icon is visible. The main content area is divided into two sections: "Anomalies:" and "Insights:". The "Anomalies:" section contains two bullet points: "Multiple identical LeaseAccounting Review state changes and repeated 'saved' actions for the same contract, possibly indicating system redundancy or user re-submissions." and "Some contracts have term end dates shortened after updates, which may impact financial planning." The "Insights:" section contains a paragraph: "Automation is heavily used for contract management, ensuring process consistency but also revealing potential inefficiencies in repeated actions. Monitoring term changes and review redundancies can optimize workflow and reduce errors." At the bottom, there is a timestamp "04/15/2026, 23:02:40" and a search bar with the placeholder text "Ask Lineos ...".

Contract Level Insights

AI Insights has also been added to the **Contract Audit Log**. When viewing a contract, the user can open the **Contract Audit Log** tab and find an AI Data Insights area. Users can ask questions in plain English, such as what changes were made to the contract or who updated a specific value. Follow-up questions can be asked in the same conversation. Insights are generated solely from that contract's audit log and respect existing user permissions, making it easier to understand contract history without manually reviewing multiple records.

Real Estate Manager Home Management Reporting Administration

Version 26.2

04-29-21-01 (Leased Real Estate Asset)

Summary Details Valuations Contracts (1) Apportionments Subdivisions Consent/Approvals Exit Costs Insurance Records Compliance Tasks Files Contractors Budget

View All Payable Contracts > 04-29-21-01

Contract Details Invoices Lease Accounting History Contract Audit Log Subcontracts

From Date: 01/04/2026 To Date: 30/04/2026 Filter Audit Logs Export Excel AI Insights

Username	Field	Change Type	Old Value	New Value	Date
karans (Vinitha S)	Contract State Change	State	Description: 04-29-21-01, Reference No.: 04-29-21-01	Contract lifecycle state changed to In-Abstraction	8/04/2026 6:55:00 AM
karans (Vinitha S)	Contract	Update	Description: 04-29-21-01, Reference No.: 04-29-21-01	Description: 04-29-21-01, Reference No.: 04-29-21-01	8/04/2026 6:59:50 AM
karans (Vinitha S)	Contract	Update	Description: 04-29-21-01, Reference No.: 04-29-21-01	Description: 04-29-21-01, Reference No.: 04-29-21-01	8/04/2026 7:05:09 AM

Lineos AI powered by insightsoftware

Doc Assist Data Assist

Clear

Audit Log Analysis Summary

The audit log shows significant contract modifications on 08/04/2026. Key trends include multiple additions and deletions of contract costs, notably the removal of a high-value rent cost (\$32,322/month, \$387,864/year) and its replacement with lower monthly rents (\$1,500–\$1,750) and OPEX charges. The contract term was extended from 2,021 to 2,026. Anomalies include repeated cost additions and updates with identical values, suggesting possible duplicate entries or system errors. These changes substantially reduce annual contract liabilities and may impact financial planning and reporting accuracy.

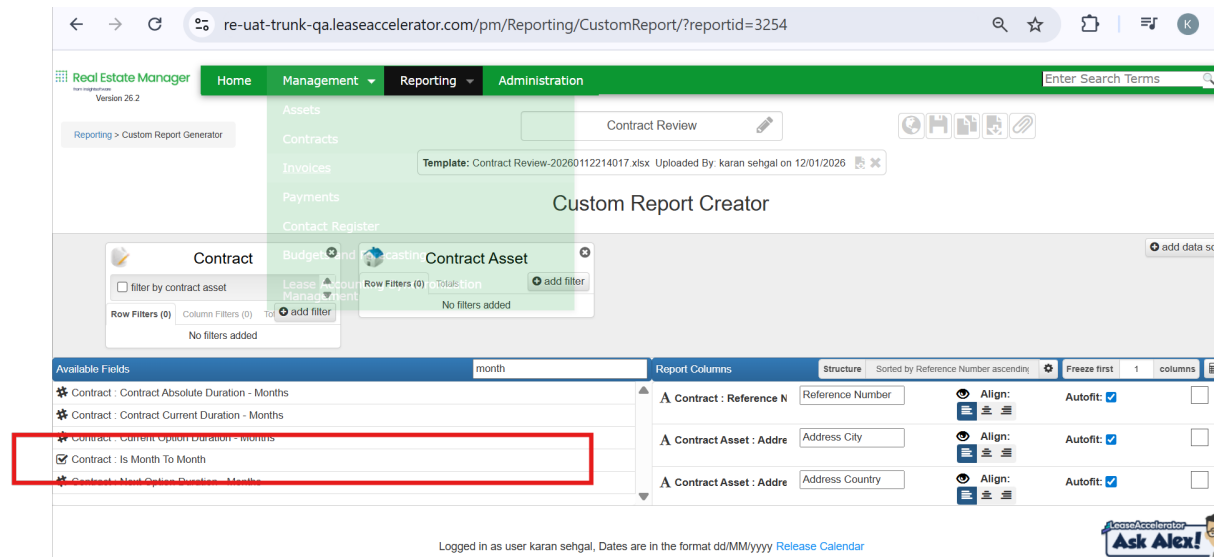
04/15/2026, 23:34:13

Ask Lineos ...

Is Month-to-Month Field Added to Custom Report

A new field called **Is Month-to-Month** is now available in Custom Reports. It identifies contracts where a renewal option has been exercised and there is no fixed end date. When both conditions apply, the

field shows **Yes**. For all other contracts, it shows **No**. This makes it straightforward to filter and report on all month-to-month contracts across a portfolio.



SSH Key Authentication Now Supported for SFTP Connections

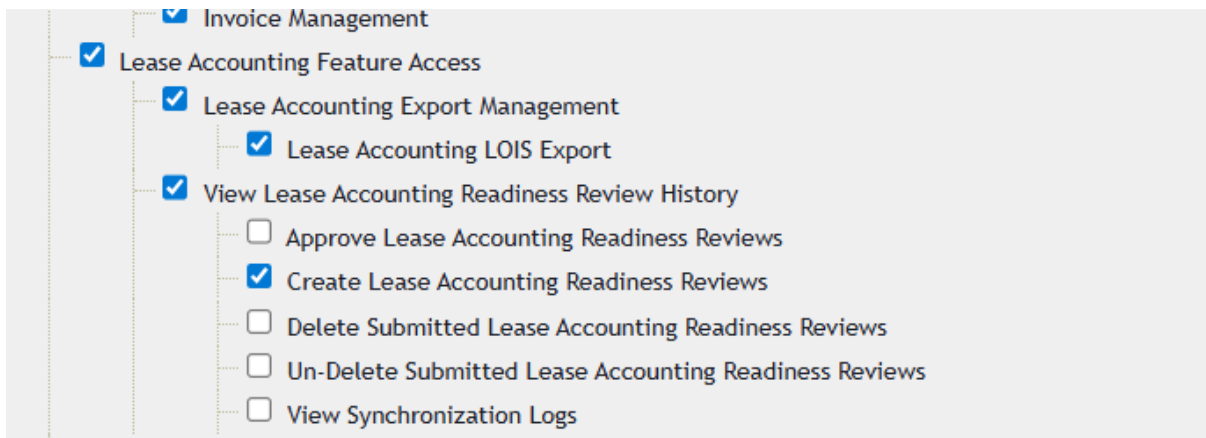
Real Estate Manager now supports a more secure way to connect to SFTP servers. Instead of using passwords, which can expire or fail often, users can set up SFTP connections using SSH keys. An SSH key is a special file that proves the identity of the system without needing a password.

Users can upload their SSH private key when setting up an SFTP endpoint. Real Estate Manager uses this key to connect to the SFTP server and transfer files. If the key is missing or invalid, the system shows an error so the user can correct the issue. This change makes file transfers more reliable and more secure, especially for customers who depend on automated nightly transfers.

Bug Fixes

Improved Permission Control for Contract Page Actions

Real Estate Manager has resolved an issue where the action drop-down on the contract page was showing synchronization-related options even when the user did not have the required permission. The drop-down now correctly displays only the actions available to that user based on their access level set up in IDAAC. When a user has both **Lease Accounting Export** and **Create Lease Readiness Review** enabled, the **Lease Sync Wizard** appears along with all lease sync related actions.

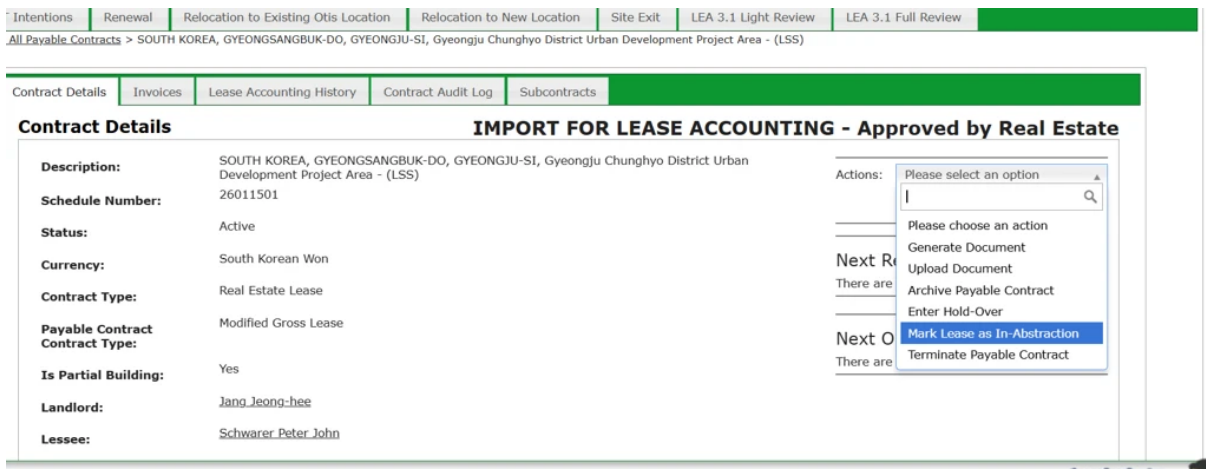


Rollback Termination of Lease Action Fixed for Synced Contracts

Real Estate Manager has resolved an issue where the **Rollback Termination of Lease** action was not working correctly after the lease termination event was synchronized with Lease Accounting Manager. When a user selected this option, the system displayed only an OK button and nothing happened when clicked. Now, when users choose **Rollback Termination of Lease** for a terminated contract, a dialog box opens and the rollback completes successfully.

Mark in Abstraction Restricted to Fully Approved or Rejected Contracts

Real Estate Manager has resolved an issue where the **Mark in Abstraction** option was appearing on contracts that were already being reviewed by the real estate or accounting approver. This was causing issues when the user was marking the lease in abstraction and making changes. The option now appears only when a contract has been either rejected or approved by the Real Estate approver and the Accounting approver. It is no longer shown for contracts that are under review and not fully approved.



Contract Status No Longer Stuck After Lease Variation Re-Synchronization

Real Estate Manager has resolved an issue where the contract status was getting stuck at **Exercise Option - Pending Accounting Approval** even after the deal had been successfully renewed in Lease Accounting Manager. This occurred when a lease variation containing an exercise option and a market review was rejected in Lease Accounting Manager, followed by a subsequent lease variation being created and successfully processed with Segregation of Duty enabled.

The contract status now correctly updates to **Exercise Option - Synchronized** after a successful re-synchronization, and to **Synchronized** when a Lease Accounting contract is synchronized, ensuring both systems remain consistent.

Contract Status Now Correctly Reflects Pending Approval for Lease Variations on Expired Leases

Real Estate Manager has resolved an issue where the contract status was incorrectly showing **Vary Lease - Synchronized** for lease variations on expired leases, even when the deal has not yet been booked and approved in Lease Accounting Manager. This occurred when Segregation of Duties was enabled in Lease Accounting Manager, effectively bypassing the approval workflow.

The contract status now correctly shows **Pending Accounting Approval** after synchronization until the deal is fully booked and approved in Lease Accounting Manager, at which point the status automatically updates to **Synchronized**.